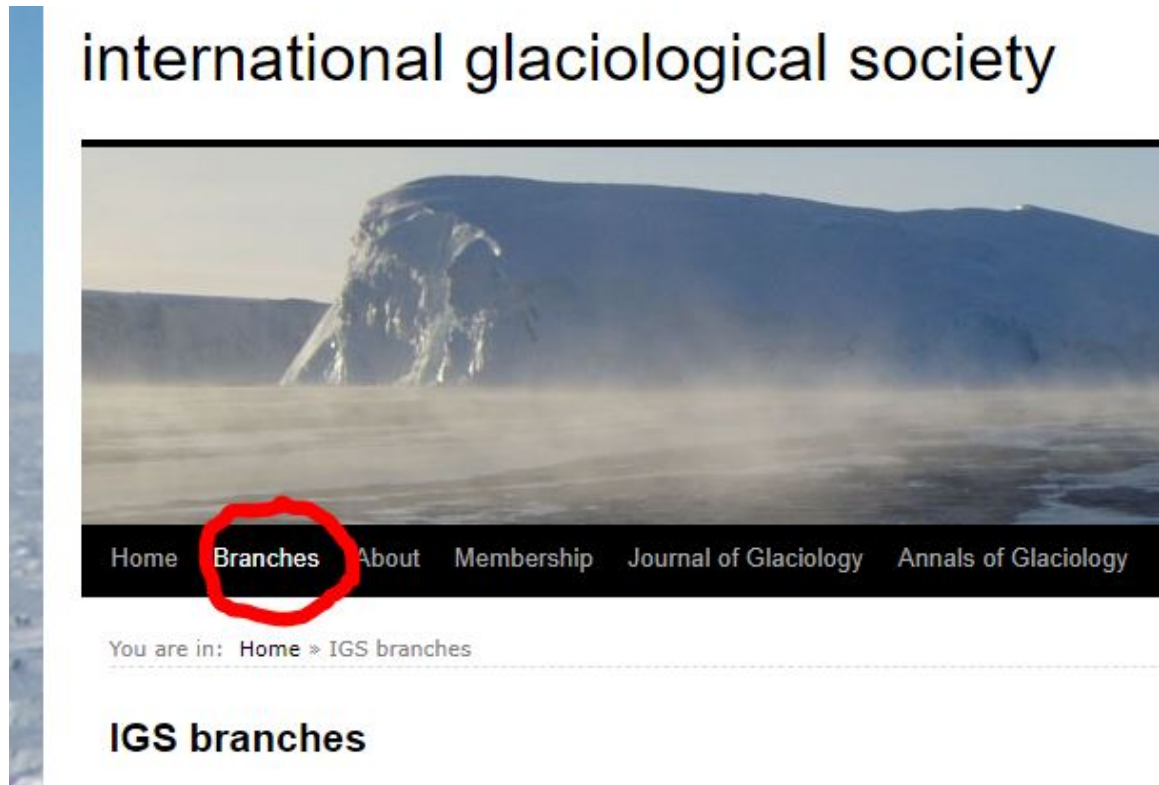


Signing up to Branch Membership


Go to <Branches> from the front page of the IGS web-page. <https://www.igsoc.org/>



The screenshot shows the homepage of the International Glaciological Society (IGS). The main heading is "international glaciological society". Below the heading is a large image of a glacier. At the bottom of the image is a black navigation bar with white text: "Home", "Branches", "About", "Membership", "Journal of Glaciology", and "Annals of Glaciology". The "Branches" link is circled in red. Below the navigation bar, the breadcrumb trail reads "You are in: Home » IGS branches". Below the breadcrumb trail is the heading "IGS branches".

At the bottom of the page click on < **Join an IGS Branch**

IGS branches

- [British Branch \(United Kingdom\)](#)
- [Nordic Branch](#)
- [Northwest Glaciologists Branch](#)
- [New Zealand branch](#) 
- [EGG - the Early-career Glaciologists Group of the \(IGS\)](#) 

In an effort to establish a 'contact' list for the various branches so as better to disseminate information that is specifically related to the individual Branches we have created a sign up sheet.

Although the form refers to a 'Membership' you are definitely NOT signing up to become an IGS member (although we would dearly like you do so, but that is another path).

Signing up does NOT cost anything and will only be used by the officers of the IGS British Branch and the IGS to convey information that is directly relevant to the individual Branch.

Membership of a Branch does not make you eligible for a discount on Article Processing Charges (APCs) nor does it give you an IGS members rate when you sign up to attend to an IGS symposium. To be eligible for those discounts you have to become a member of the IGS itself.

Join an IGS Branch

Fill in the form and click <Next>

If you do not have a secondary e-mail just enter the same one again

The screenshot shows the 'Apply for individual membership' form on the IGS Connect website. The form is titled 'Personal Details' and contains the following fields:

- * Title (Mr, Miss, Mrs, Dr, etc): St
- * First Name: Augustine
- * Last Name: the-Saint
- * E-mail Address: eric@igsoc.org
- * Secondary E-mail Address: eric@igsoc.org
- * Date of Birth: 30/03/1945
- * Gender: Prefer not say
- * Country: United Kingdom

A red circle highlights the 'Next' button at the bottom right of the form.

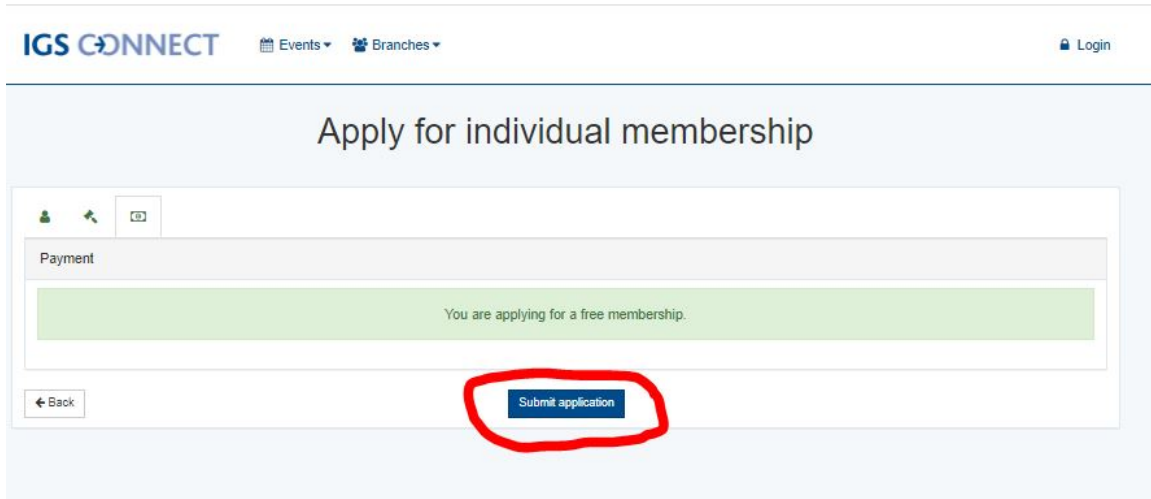
Tick the two boxes, **Terms and Condition** and **Privacy Policy**, and then click <Next>

The screenshot shows the 'Apply for individual membership' form on the IGS Connect website, specifically the 'Terms and Conditions' section. The form contains the following fields:

- * Terms and Conditions: Tick the box if you have read and agree to the Terms and Conditions
- * Privacy Policy: Tick the box if you have read and agree to the Privacy Policy

A red circle highlights the 'Next' button at the bottom right of the form. Another red circle highlights the 'Back' button at the bottom left of the form.

Click on <Submit application>



IGS CONNECT Events Branches Login

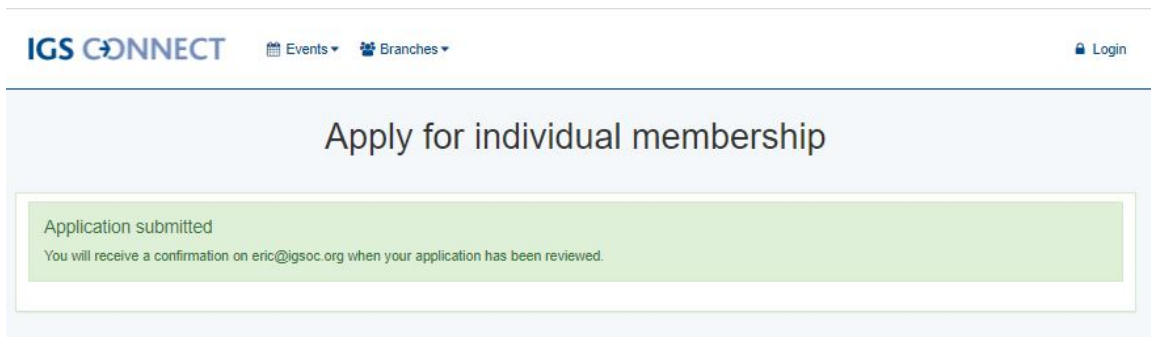
Apply for individual membership

Payment

You are applying for a free membership.

Back Submit application

You will then see a confirmation that your application has been submitted.




IGS CONNECT Events Branches Login

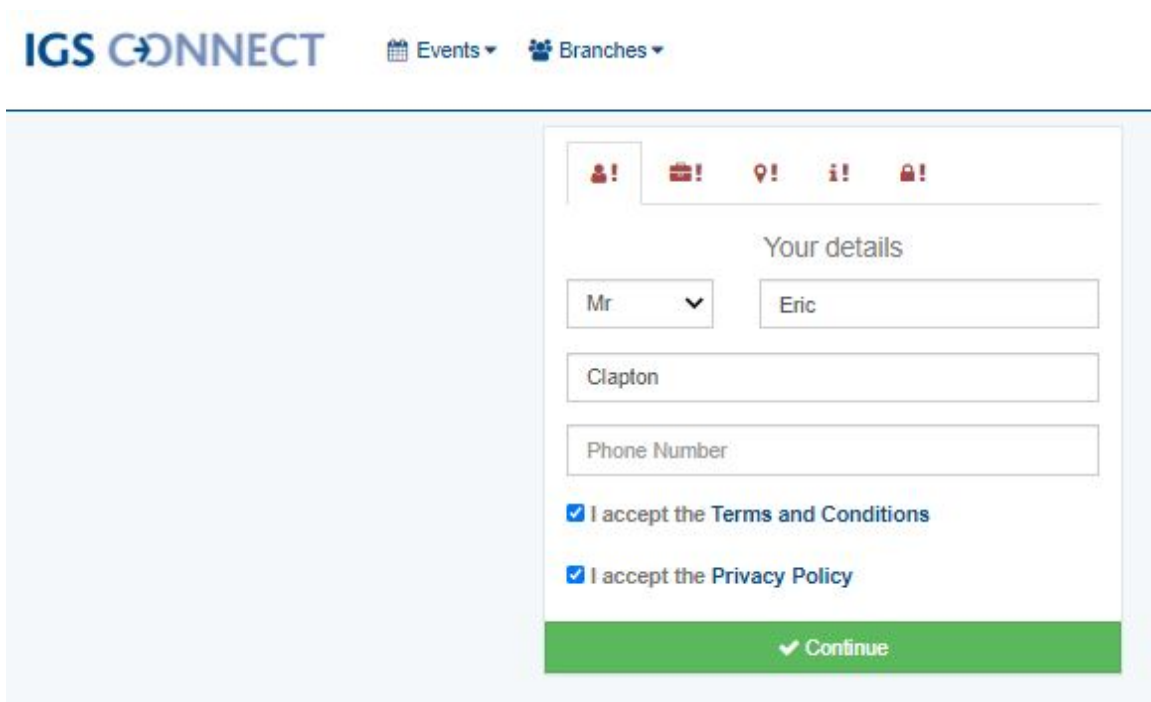
Apply for individual membership

Application submitted
You will receive a confirmation on eric@igsoc.org when your application has been reviewed.

You will receive a confirmation on the e-mail that you registered with when your application has been reviewed, asking you to activate your account. It will say



What follows will be various pop-up windows asking various questions



Followed by

P:\Admin\IGSConnect\Signing_up_to_Branch_Membership\Signing_up_to_Branch_Membership.docx

Professional details

Current job
Enter your current job

Current Branch
Enter your current branch

Industry
Enter your current Industry

Continue

And

Add your location

Date of Birth
30/03/1945

Current Location
Surrey, UK

Continue

And finally

Tell us more about yourself

Interests

Interests... ▾

Other interests

Add

I want to receive emails about

All emails (Recommended)
You can always change your preferences later

Comments on my Blog Posts

Updates from the Newsfeed

Mentions of my Name

Privacy Settings ⓘ

Hide my Email from My Profile

Hide my Address from My Profile

Hide my Phone number from My Profile

Hide my Mobile Phone number from My Profile

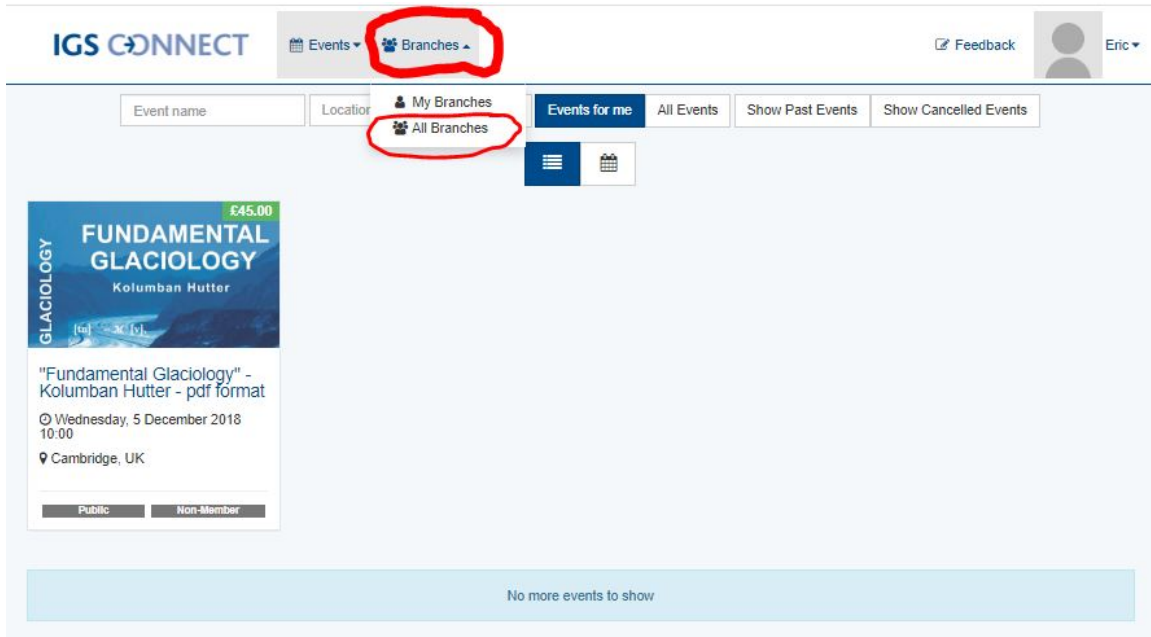
Hide my Date of Birth from My Profile

Hide my Gender from My Profile

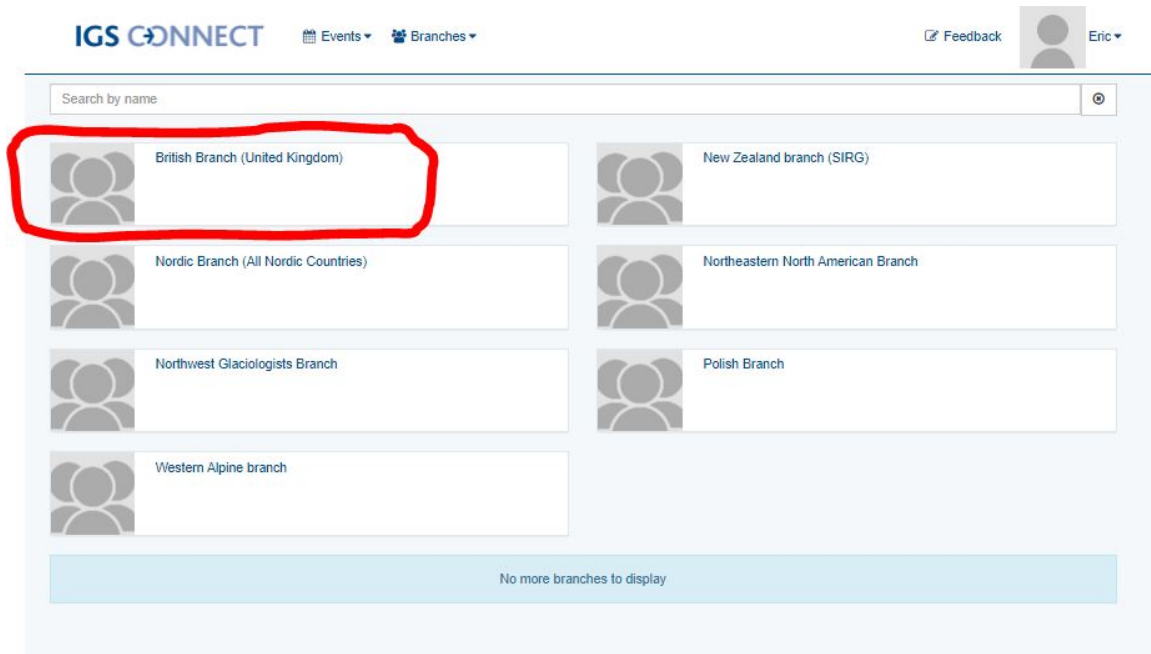
Continue

When you press continue the following will appear. Your first name will appear in the top right corner indicating you are signed in.

Once you have activated your account, and set your password, log in.
Once logged in, select **Branches** from the top banner menu then select > **All Branches**
> **Select Appropriate branch for you** > **Click Join**



The following pop-up will appear. Eric Clapton will select the 'British Branch' of course but you can select whatever branch you are interested in joining. You can join as many branches as you like.



IGS CONNECT Events Branches Feedback Test

British Branch (United Kingdom)

Creation date: 27/08/2020

Join

Branch details

Branch Details

Description

No description added yet...

If you want to sign up for more branches and click 'Branches' again and then select 'All Branches' and then you can select another branch to join.

Next time you can log in via <https://community.igsoc.org/login>

IGS CONNECT Events Branches Feedback Test

Login

Use your email address

eric@igsoc.org


Login

Please apply here if you haven't registered yet.

I forgot my password

Should you ever want to leave a branch you can do so by clicking on <Leave branch>

P:\Admin\IGSConnect\Signing_up_to_Branch_Membership\Signing_up_to_Branch_Membership.docx



British Branch (United Kingdom)

Creation date: 27/08/2020

Leave branch

Branch details

Child branches

Participants

Branch Details

Description



No description added yet...